

# Actioning Unmatched Episodes

(BloodNet/BloodSTAR LIS enabled facilities only)

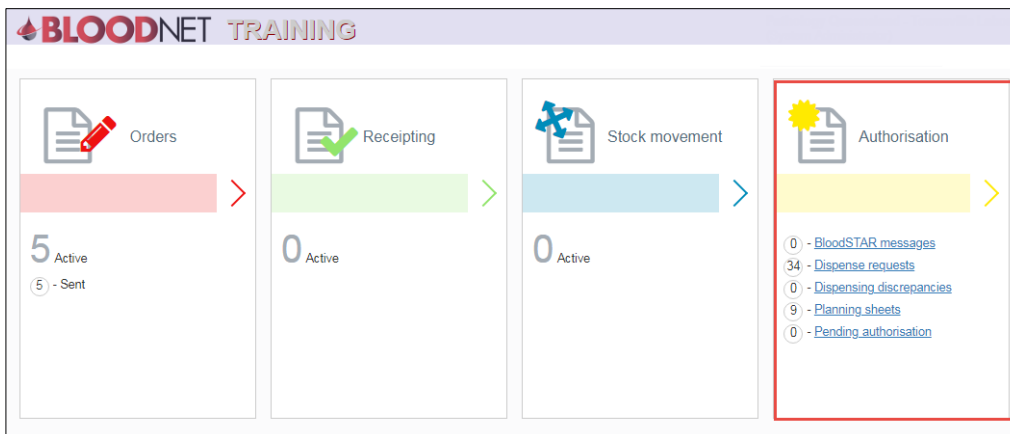
Unmatched episodes are created when a dispense or return to stock episode entered in a Laboratory Information System (LIS) cannot be accurately matched to an authorised patient's planned dose in BloodSTAR. This can be caused by spelling errors with the patient's name in BloodSTAR, a mismatch between the URN/MRN recorded in LIS and BloodSTAR, the episode details (product, dose or frequency) could be different to what is approved on the authorisation or a combination of these causes.

Unmatched episodes are also created if an episode for a patient is approved under a Jurisdictional Direct Order (JDO) or other supply arrangements and it must also be actioned. *Please note: Only imported products are available under JDO or other supply arrangements.*

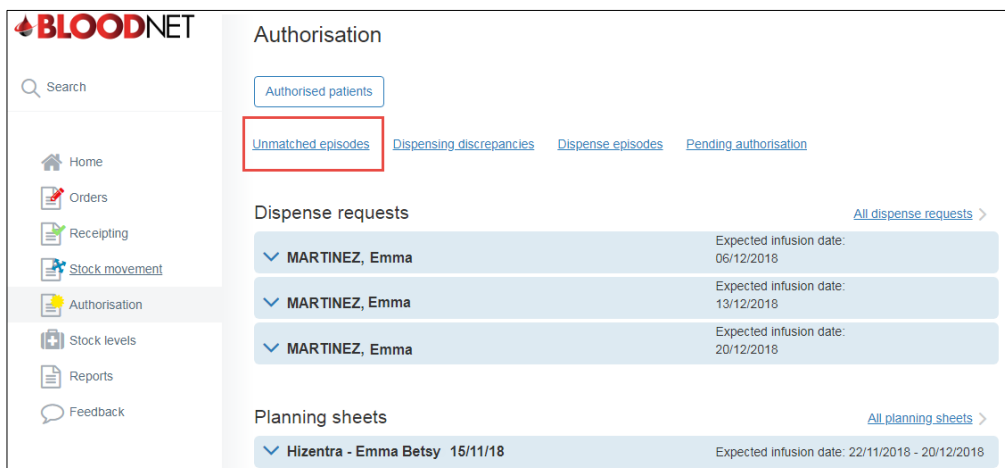
Unmatched episodes must be actioned in BloodNet promptly to ensure patients' treatment plans are up to date and reflect patients are receiving treatment within the constraints of their authorisation.

To action unmatched episodes in BloodNet please take the following steps:

1. Click on the **Authorisation** tile from your BloodNet home page.

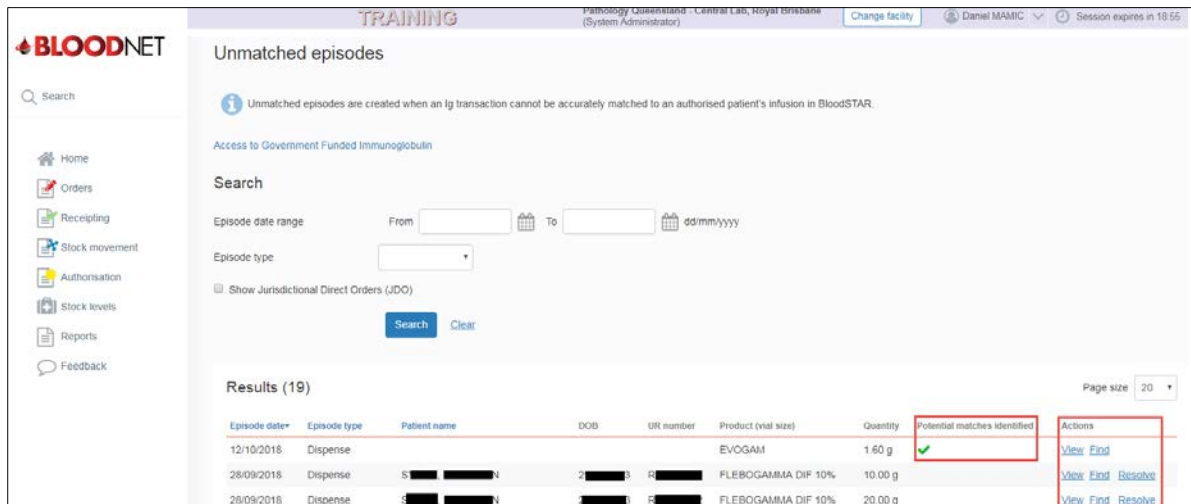


2. Click on the **Unmatched episodes** link.



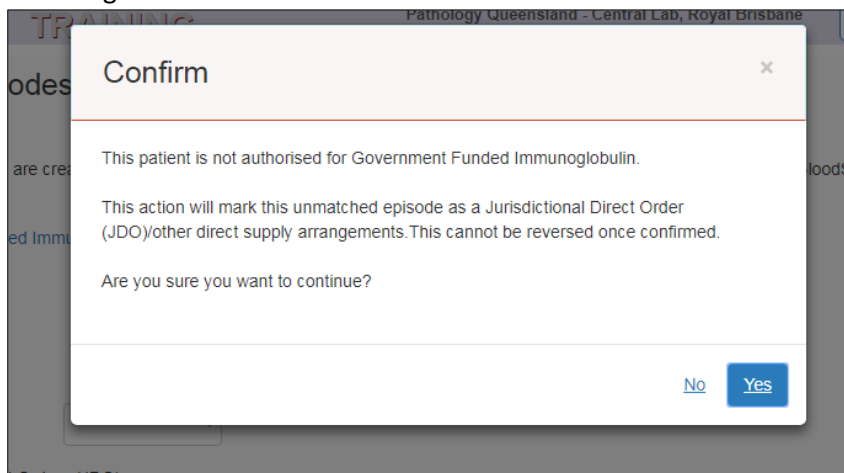
A list of all unmatched episodes is displayed with the options to **View**, **Find** and **Resolve**. Any resulting episodes with potential matches will have a green tick listed in the **Potential matches identified** column.

Clicking **View** will display the specific Dispense Episode number and all its details. When finished viewing, click **Back to unmatched episodes** to return to the **Unmatched episodes** screen.

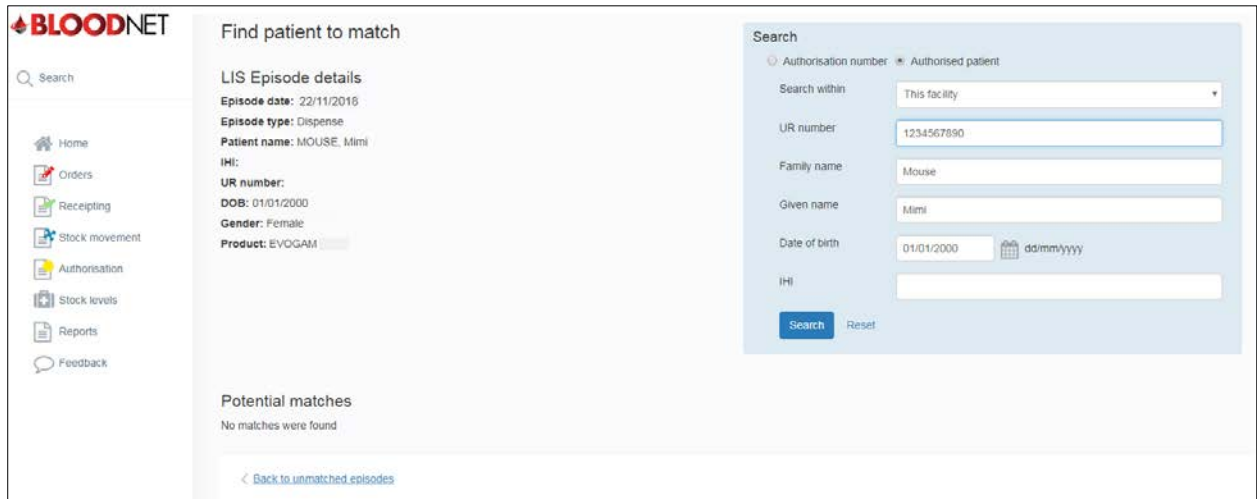


Episode date+	Episode type	Patient name	DOB	UR number	Product (vial size)	Quantity	Potential matches identified	Actions
12/10/2018	Dispense	S [REDACTED] N	[REDACTED]	R [REDACTED]	EVOGAM	1.60 g	✓	<a href="#">View</a> <a href="#">Find</a>
28/09/2018	Dispense	S [REDACTED] N	[REDACTED]	R [REDACTED]	FLEBOGAMMA DIF 10%	10.00 g		<a href="#">View</a> <a href="#">Find</a> <a href="#">Resolve</a>
28/09/2018	Dispense	S [REDACTED] N	[REDACTED]	R [REDACTED]	FLEBOGAMMA DIF 10%	20.00 g		<a href="#">View</a> <a href="#">Find</a> <a href="#">Resolve</a>

- If you are able to locate the matching patient/dose click **Find** to be taken to the **Find patient to match screen**.
- If the unmatched episode is a JDO, click **Resolve** and then **Yes** on the Confirmation screen to confirm. This will mark the episode as a JDO and complete Episode Matching.

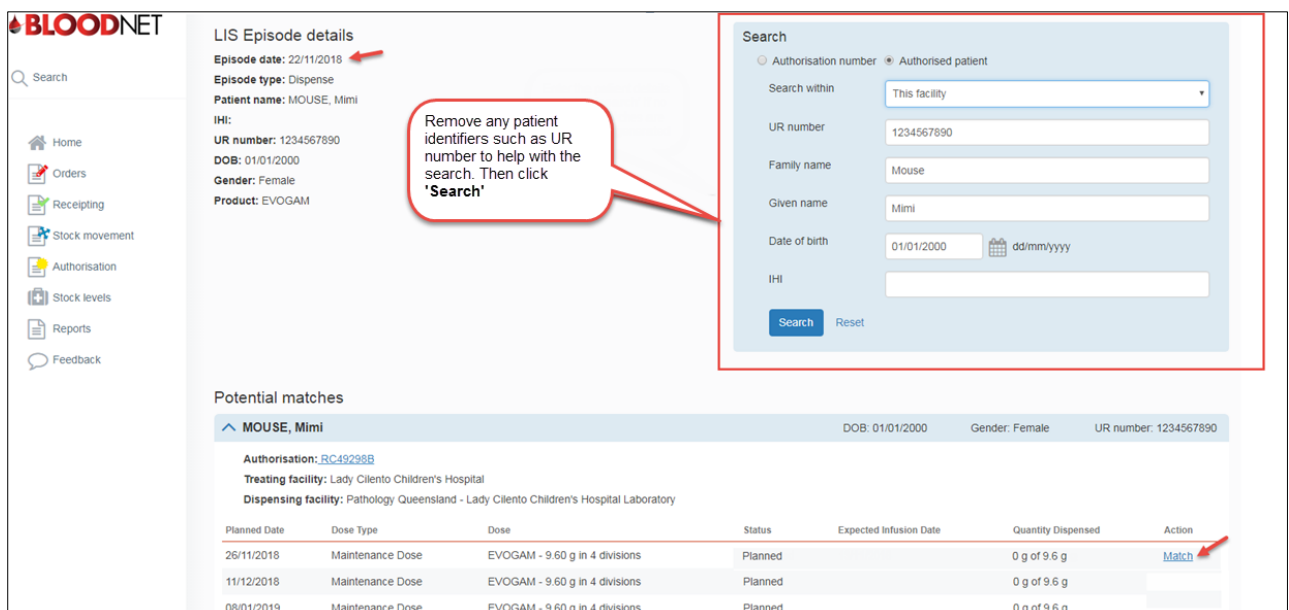


- For unmatched episodes authorised in BloodSTAR click **Find** to be taken to the **Find patient to match** page to initiate the matching process. LIS episodes, search details and **Potential Matches** (if any) will be displayed.



If, after the initial **Find** search, no matches are found, you can keep broadening the search until successful. One example is to try again by removing one of the patient identifiers (i.e. URN) in the search box in the top right of the screen as an example.

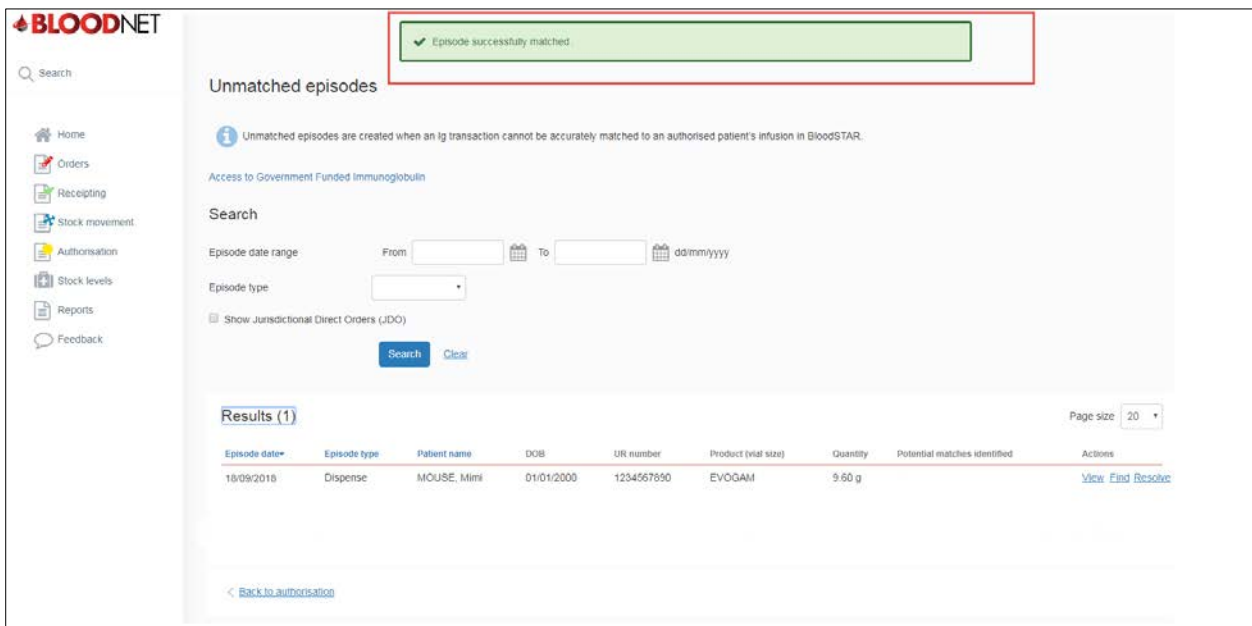
- If the system is able to locate a potential matching patient/dose the **LIS Episode details** screen will appear. To match the episode with the **Potential Matches** identified click the **Match** link in the **Action** column on the right of the page.



Remove any patient identifiers such as UR number to help with the search. Then click 'Search'

Planned Date	Dose Type	Dose	Status	Expected Infusion Date	Quantity Dispensed	Action
26/11/2018	Maintenance Dose	EVOGAM - 9.60 g in 4 divisions	Planned		0 g of 9.6 g	<a href="#">Match</a>
11/12/2018	Maintenance Dose	EVOGAM - 9.60 g in 4 divisions	Planned		0 g of 9.6 g	
08/01/2019	Maintenance Dose	EVOGAM - 9.60 g in 4 divisions	Planned		0 g of 9.6 g	

7. A confirmation box will appear and the episode will be removed from the **Unmatched episodes** page.



**Unmatched episodes**

Unmatched episodes are created when an Ig transaction cannot be accurately matched to an authorised patient's infusion in BloodSTAR.

Access to Government Funded Immunoglobulin

**Search**

Episode date range: From  To  dd/mm/yyyy

Episode type:

Show Jurisdictional Direct Orders (JDO)

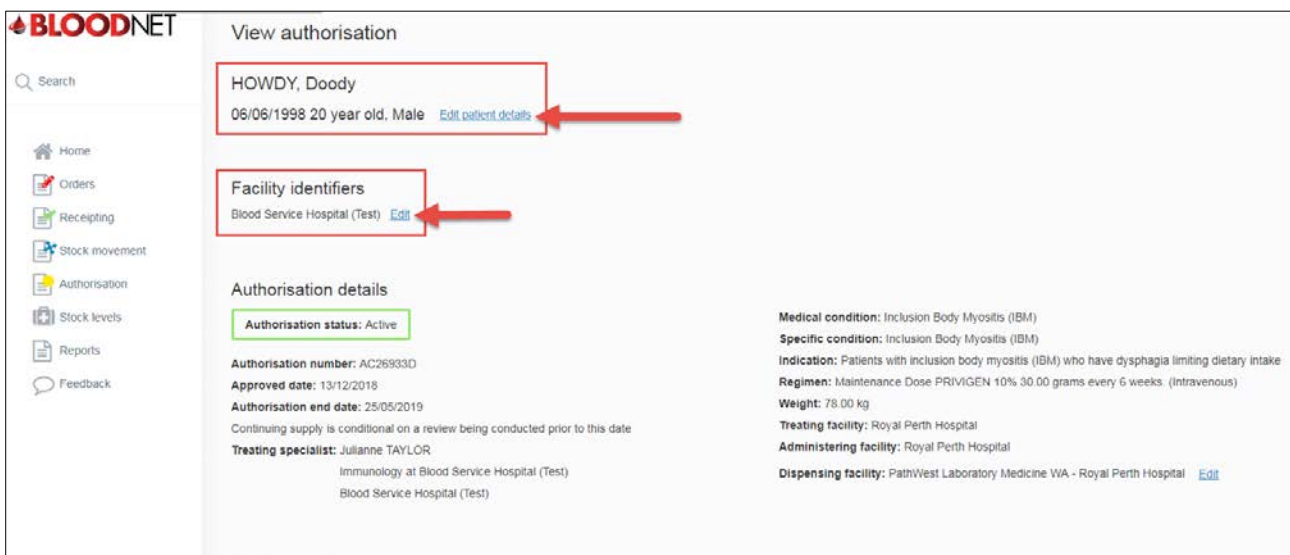
**Results (1)** Page size: 20

Episode date	Episode type	Patient name	DOB	UR number	Product (trial size)	Quantity	Potential matches identified	Actions
18/09/2018	Dispense	MOUSE, Mimi	01/01/2000	1234567890	EVOGAM	9.60 g		<a href="#">View</a> <a href="#">Find</a> <a href="#">Resolve</a>

[Back to authorisation](#)

**Please Note:** In the unlikely event you exhaust all options and there are no potential matches, please contact NBA Support for further advice.

Also, if there is a mismatch with a patient's name or URN/MRN please ensure the patient's details are updated in BloodNet/BloodSTAR. BloodNet Dispensers can update a patient's name, gender, DOB and patient URN/MRN from the **View authorisation** page in BloodNet.



**View authorisation**

HOWDY, Doody  
06/06/1998 20 year old, Male [Edit patient details](#)

**Facility identifiers**  
Blood Service Hospital (Test) [Edit](#)

**Authorisation details**

Authorisation status: Active

Authorisation number: AC26933D  
Approved date: 13/12/2018  
Authorisation end date: 25/05/2019  
Continuing supply is conditional on a review being conducted prior to this date  
Treating specialist: Julianne TAYLOR  
Immunology at Blood Service Hospital (Test)  
Blood Service Hospital (Test)

Medical condition: Inclusion Body Myositis (IBM)  
Specific condition: Inclusion Body Myositis (IBM)  
Indication: Patients with inclusion body myositis (IBM) who have dysphagia limiting dietary intake  
Regimen: Maintenance Dose PRIVIGEN 10% 30.00 grams every 6 weeks. (Intravenous)  
Weight: 78.00 kg  
Treating facility: Royal Perth Hospital  
Administering facility: Royal Perth Hospital  
Dispensing facility: PathWest Laboratory Medicine WA - Royal Perth Hospital [Edit](#)

Importantly, updating the patient's details will ensure future episodes are automatically matched to the patient's authorisation.